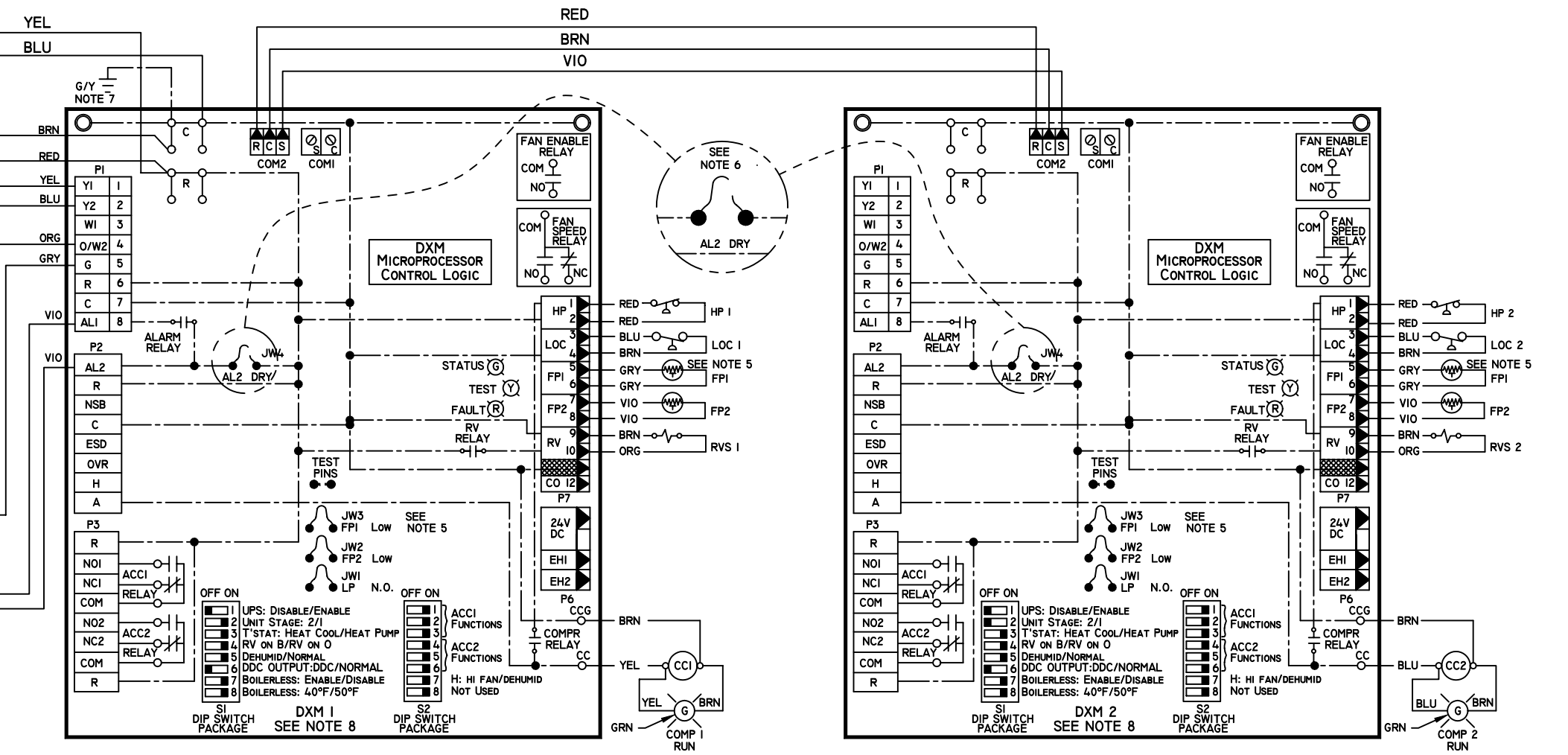
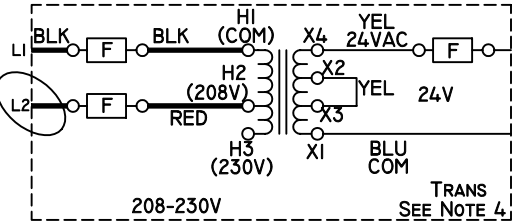
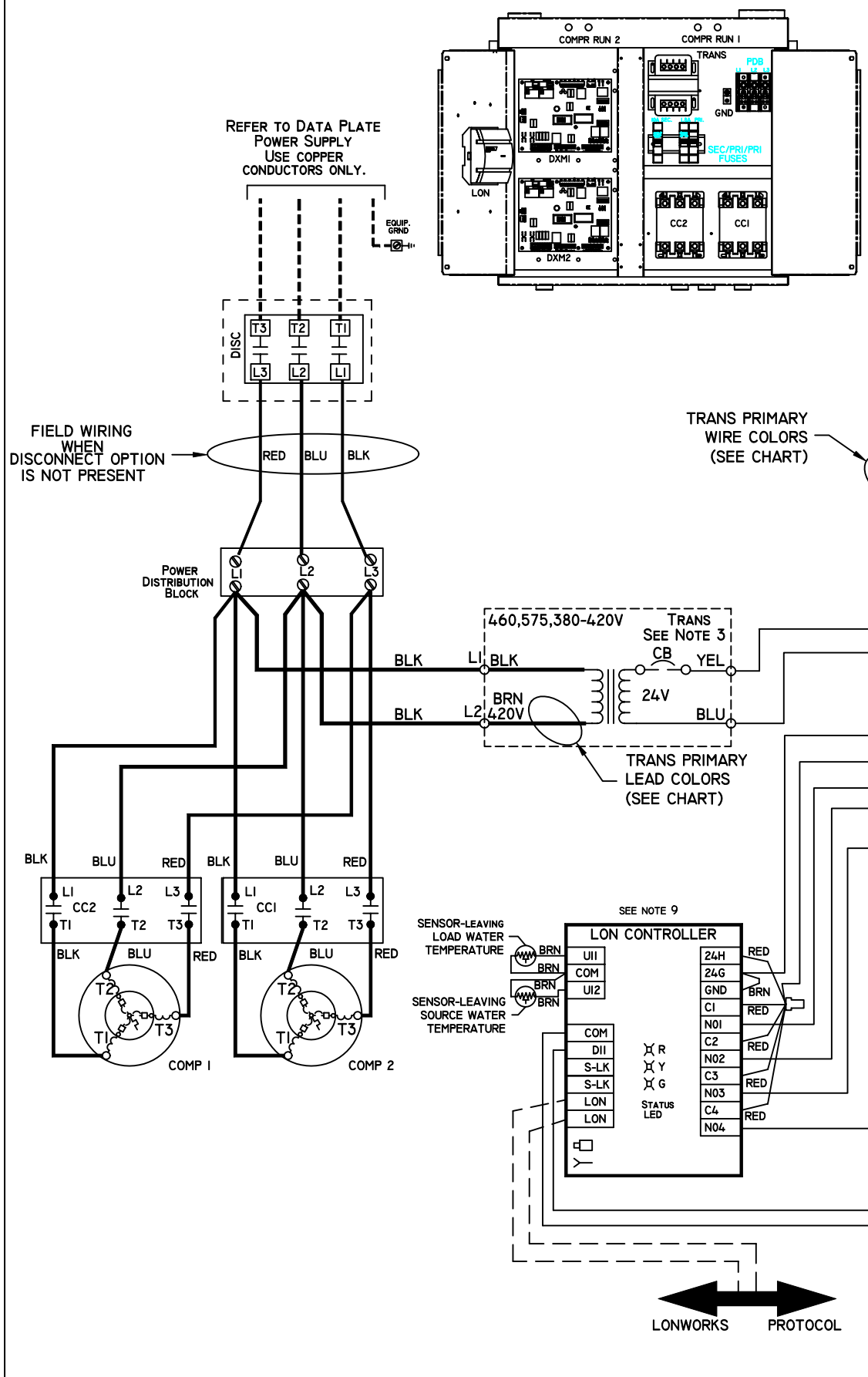


LEGEND

<ul style="list-style-type: none"> — FACTORY LINE VOLTAGE WIRING — FACTORY LOW VOLTAGE WIRING - - - FIELD LINE VOLTAGE WIRING - - - FIELD LOW VOLTAGE WIRING - - - PRINTED CIRCUIT TRACE - - - OPTIONAL WIRING ○ RELAY CONTACTOR COIL ⊞ SOLENOID COIL ⊞ THERMISTOR ⊞ GROUND ⊞ INDICATOR LIGHT G=GREEN, R=RED (COMP ON) (ALARM LIGHT) 	<ul style="list-style-type: none"> ▽ WIRE NUT ▽ MATE-N-LOCK ○/○ CIRCUIT BREAKER ○/○ HIGH PRESSURE SWITCH ○/○ LOW PRESSURE SWITCH ○/○ TEMPERATURE SWITCH ⊞ POSITIVE TEMPERATURE COEFFICIENT RELAY ○/○ FUSE ▽ SPLICE CAP 	<ul style="list-style-type: none"> AL ALARM RELAY CONTACTS CB CIRCUIT BREAKER CC COMPRESSOR CONTACTOR DISC UNIT DISCONNECT FPI SENSOR, SOURCE LOW TEMP. PROTECTION FP2 SENSOR, LOAD LOW TEMP. PROTECTION HP HIGH PRESSURE SWITCH LOC LOSS OF CHARGE PRESSURE SWITCH JW4 JUMPER WIRE FOR ALARM PI FIELD WIRING TERMINAL BLOCK PDB POWER DISTRIBUTION BLOCK RVS REVERSING VALVE SOLENOID TRANS TRANSFORMER * OPTIONAL
---	---	---

- ### NOTES:
- COMPRESSOR MOTOR THERMALLY PROTECTED INTERNALLY.
 - ALL WIRING TO THE UNIT MUST COMPLY WITH NEC AND LOCAL CODES.
 - POWER SUPPLY: 460V, 575V, & 380-420V - TRANS IS FACTORY WIRED FOR 460V, 575V & 380V POWER SUPPLY WITH WIRE LEAD COLORS AS SHOWN IN THE CHART. FOR 380-420V UNITS WITH 420V POWER SUPPLY DISCONNECT VIO TRANS LEAD AT L1 AND CONNECT BRN LEAD IN PLACE OF IT. THE TRANSFORMER IS 75VA AND IS PROTECTED WITH A CIRCUIT BREAKER IN THE SECONDARY CIRCUIT.
 - POWER SUPPLY: 208-230V - TRANS IS FACTORY WIRED FOR 208V POWER SUPPLY. FOR 230V POWER SUPPLY, DISCONNECT RED LEAD AT H2 AND RECONNECT IT AT H3. THE TRANSFORMER IS 150VA AND IS PROTECTED WITH PRIMARY & SECONDARY FUSES.
 - FPI THERMISTOR PROVIDES LOW TEMP PROTECTION FOR SOURCE WATER. WHEN USING ANTI-FREEZE SOLUTIONS, CUT JW3 JUMPER.
 - FACTORY CUT JW4 JUMPER. DRY CONTACT WILL BE AVAILABLE BETWEEN AL1 & AL2.
 - TRANSFORMER SECONDARY GROUND VIA GRN/YEL WIRE FROM BOARD C TO TO CONTROL BOX.
 - SUFFIX 1 DESIGNATES ASSOCIATION WITH LEAD COMPRESSOR, SUFFIX 2 WITH LAG COMPRESSOR. EXCEPTION AL1, AL2, FPI, FP2 ARE PER LEGEND.
 - REFER TO MPC, LON, OR TSTAT INSTALLATION, APPLICATION, AND OPERATION MANUAL FOR CONTROL WIRING TO THE UNIT. LOW VOLTAGE WIRING MUST BE "CLASS 1" AND VOLTAGE RATED EQUAL OR GREATER THAN UNIT SUPPLY VOLTAGE.

PRIMARY LEAD COLOR	PRIMARY VOLTAGE
RED	208
ORG	230
VIO	380
BRN	420
BLK/RED	460
GRY	575



LONWORKS PROTOCOL