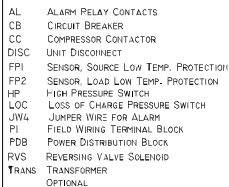
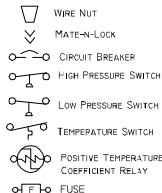
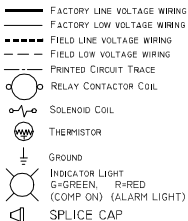


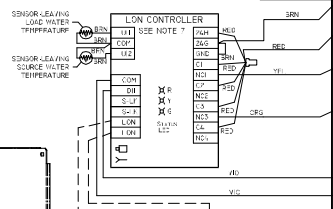
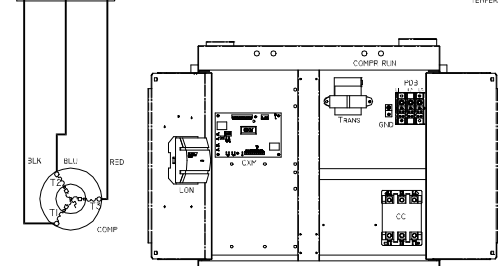
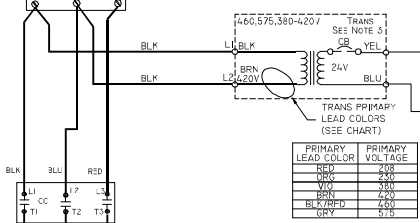
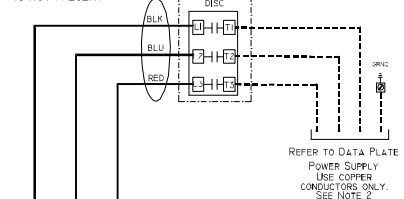
LEGEND



NOTES:

1. COMPRESSOR MOTOR THERMALLY PROTECTED INTERNALLY.
2. ALL WIRING TO THE UNIT MUST COMPLY WITH NEC AND LOCAL CODES.
3. 208/230V TRANSFORMERS WILL BE CONNECTED FOR 208V OPERATIONS. FOR 230V OPERATIONS, DISCONNECT RED LEAD AT LI, AND ATTACH ORANGE LEAD TO LI. CLOSE OPEN END OF RED LEAD WITH INSULATING TAPE. 380-420V TRANS WILL BE CONNECTED FOR 380V OPERATION. FOR 420V OPERATION, DISCONNECT V/D LEAD AT LI AND ATTACH BRN LEAD TO LI. INSULATE OPEN END OF V/D LEAD.
4. FPI THERMISTOR PROVIDES LOW TEMP PROTECTION FOR SOURCE WATER. WHEN USING ANTI-FREEZE SOLUTIONS, CUT JW5 JUMPER.
5. FACTORY CUT JW1 JUMPER. DRY CONTACT WILL BE AVAILABLE BETWEEN ALL B & AL2.
6. TRANSFORMER SECONDARY GROUND VIA GRN/YEL WIRE FROM BOARD C TO CONTROL BOX.
7. REFER TO NPLC, LON, OR TSTAT INSTALLATION, APPLICATION, AND OPERATION MANUAL FOR CONTROL WIRING TO THE UNIT. LOW VOLTAGE WIRING MUST BE "CLASS 1" AND VOLTAGE RATED EQUAL OR GREATER THAN UNIT SUPPLY VOLTAGE.

FIELD WIRING WHEN DISCONNECT OPTION IS NOT PRESENT



LONWORKS PROTOCOL

