

# Waterside Economizer (WSE)

TC Sizes 072–300



## WSE Unit Features


---

- Factory assembled on air coil side and pre-piped WSE coil, 3-way valve, and controller (aquastat).
- Convenience of internally piped economizer means only two external water connections.
- Temperature adjustable 3-way valve switches with digital readout (factory default setting at 45F EWT).
- One common condensate drain connection.

## Application Flexibility

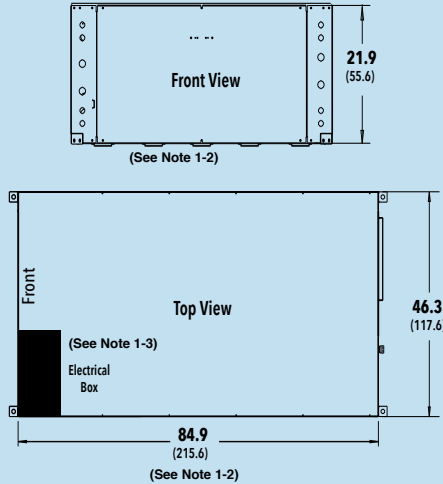
---

- WSE option available in vertical sizes 072–300 and in horizontal sizes 072–120.
- While operating in WSE mode, the compressor is turned off to maximize energy efficiency.
- The waterside economizer option adds the application flexibility of the trusted product line while meeting IECC section 403 code requirements.



7300 S.W 44th Street,  
Oklahoma City, OK 73179  
Phone: 405-745-6000  
Fax: 405-745-6058  
climatemaster.com

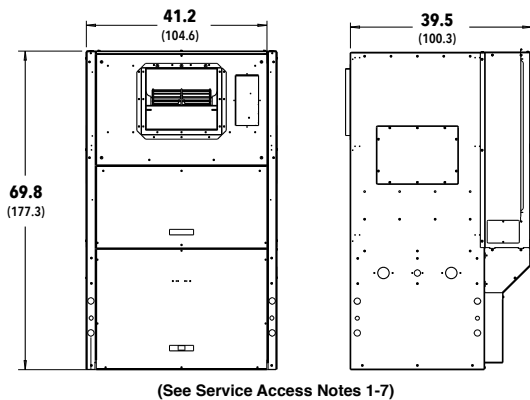
## TC Horizontal sizes 072-120 with WSE



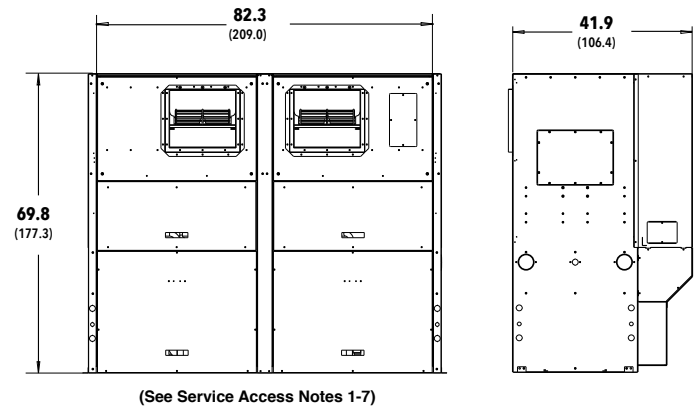
### Notes (horizontal):

- 3' (91.4cm) access clearance for sides, front and back.
- Access is required for all removable panels and installer should take care to comply with all building codes and allow adequate clearance for future field service.
- Electrical box is on right side. It can be field converted to left side. If electrical box is relocated to opposite side, and water connected to opposite side, then this service access is not required.
- Left hand return air configuration shown. Right hand return is opposite configuration.
- See submittal for full dimensional details.

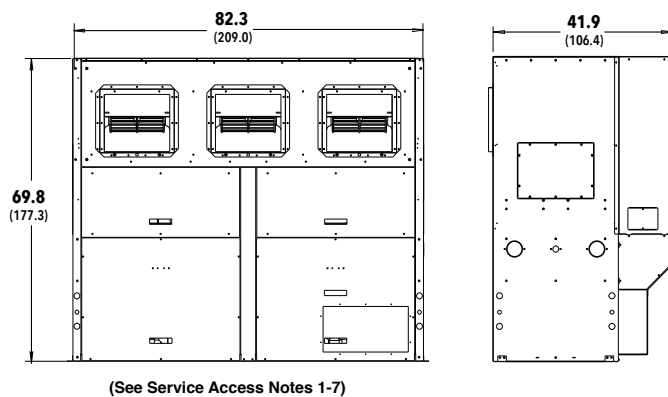
## TC Vertical sizes 072-120 with WSE



## TC Vertical sizes 160-240 with WSE



## TC Vertical size 300 with WSE



### Note:

All verticals are shown in back return and front discharge. Models are also available in back return top discharge, front return back discharge, and front return top discharge configurations (see submittal for details).

### Service Access Notes (vertical):

- 3' (91.4cm) Access clearance for front and back.
- 2' (60.96cm) Access clearance for sides.
- Access is required for all removable panels and installer should take care to comply with all building codes and allow adequate clearance for future field service.
- Units require 3' (91.4cm) clearance for water connections CAP, CSP, MSP, and BSP service access.
- For vertical units, side service access must be 2' (60.96cm) on any side that connections are made.
- Filter removal is from left and right side of frame, allow 2' (60.96cm) access for servicing.
- See submittal for full dimensional details.



ClimateMaster works continually to improve its products. As a result, the design and specifications of each product at the time for order may be changed without notice and may not be as described herein. Please contact ClimateMaster's Customer Service Department at 1-405-745-6000 for specific information on the current design and specifications. Statements and other information contained herein are not express warranties and do not form the basis of any bargain between the parties, but are merely ClimateMaster's opinion or commendation of its products.